

Two-factor authentication is now
mandatory for Pep Up.

Let's set up your second layer of security!

To protect your data from
unauthorized access.
Easy Setup Guide



Google Authenticator
App (This app is free).

Let's set it
up together!

pepUp.



Let's Start the Setup

Authenticator App Method

→ Go to Page 3
For those who can use the app



Email Authentication Method



→ Go to Page 8
For those who can not use the app

Setup via Authenticator App

Setup via Authenticator App

This method uses a 6-digit code generated every 30 seconds by a smartphone app. Pep Up recommends this method.

First, let's set it up!



Setup using a **"QR Code"**



Setup using a **"Setup Key"**



App: **Google Authenticator** (Free)

Step 1

Preparation



Install "Google Authenticator"

(Available on the App Store and Google Play)



Step 2

(Using a Setup Key)



Let's configure the settings for Pep Up

PepUp App

1



Go to Pep Up app>Go to More
>2-Step Verification Settings .

① Copy the "Setup Key"

Copy the "Setup Key."

Google Authenticator App

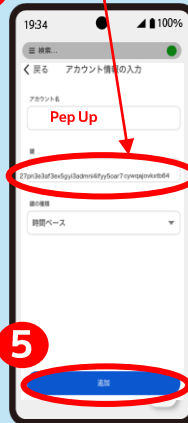
2



3



4



② Click "+"

③ Select "Setup Key"

④ アカウント名
【Account name】
Pep Up

【鍵】
Paste the "Setup Key"

⑤ Click 「追加」

注意！
貼り付け先は間違えないでね！

Caution

- ※Make sure to paste the key into the correct field (the 2nd line)
- ※Set the account name to something like "Pep Up" so you can identify it

Step 3


Enter the numeric key into Pep Up to authenticate.

Enter the 6-digit code currently displayed in the Google Authenticator app into the "Enter Verification Code" field on the Pep Up settings page and click "Enable."

Google Authenticator app

Note: The code changes every 30 seconds.

※Pep Up>Setting> It s in the middle.



アプリでQRコードもしくは
セットアップキーを讀
取る

以下のQRコー
取るか、セ
する



ブキー

with646i2edewi456v56672

コピー

3 認証コードの確認

アプリに表示された認証コ
ードを入力

Enter the verification code

認証を有効化

Setup Complete

- Even if you are not tech-savvy, you can do it slowly. Feel free to ask a family member for help!

2段階認証

認証アプリを利用する

現在、2段階認証が有効になっています。

1 アプリをストアからダウンロード

2段階認証用のアプリをインストール



2 アプリでQRコードもしくはセットアップキーを読み取る

アプリを起動して以下のQRコードを読み取るか、セットアップキーを入力する



セットアップキー
hwmmprxmxm2e766xsewxjqpv465

3 認証コードの確認

アプリに表示された認証コードを入力

認証を無効化

If the button shows red, it means "Currently Enabled."


Setup is now finished.

Once set, it cannot be removed unless you manually disable it.

Email Authentication

Email Authentication

While less secure than the app, this can be set up in one easy step. If you aren't using the app, please set this up immediately.



Before Setup (Email)

Please verify your email address.

Is your registered email address currently valid?

Are you receiving emails from Pep Up?

※If you cannot receive emails at your current address, please update it to your latest email address via the Pep Up FAQ first.

Setup via Email

A numeric key will be sent to you by email. Enter it in the verification code field to complete the verification.

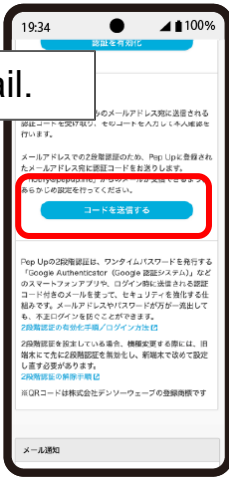


Pep Up App. > Go to More > 2nd-Step Verification Settings >

Pep Up App.

Use email.

1 Click

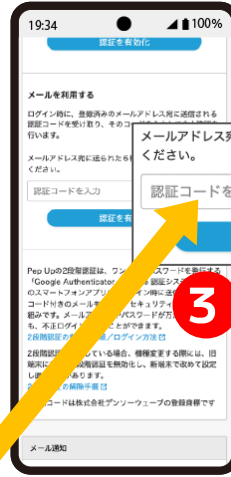


メールアドレス宛に送られた6桁の認証コードを入力してください。

認証コードを入力

認証を有効化

3 Enter the verification code



2 Check your Email Inbox



Final Check

<DO NOT delete the Authenticator App>

Even if you reinstall the app, you will lose access to the generated codes and won't be able to log in.

- ☐ Please keep the Google Authenticator app on your phone

•If you have any questions, please check the Pep Up FAQ.

Why is it necessary?

Unauthorized access is on the rise.

Recently, news about unauthorized access has been increasing. Accounts are being easily compromised due to password reuse or simple, easy-to-guess passwords. Passwords alone are no longer enough to protect your account.

Services that aren't used frequently are the hardest for the owner to notice a breach.

People reuse passwords, so I can probably access their other services too.

Email addresses are easy to get, and I can use them as login IDs.

Breaking security that only uses a password is so easy!



Hacker's thoughts

Therefore, an additional step of security is now required.

Strengthening Security

Pep Up has made Two-factor authentication is mandatory to protect your personal information and data.

In addition to your current password, you will use a "6-digit numeric key" for authentication to enhance safety. Please be sure to complete this setup.

< Two Authentication Methods >



Authenticator App (Recommended)

A method using a dedicated smartphone app that generates a 6-digit code every 30 seconds.



Email Authentication

A simpler method that can be set up immediately. Please use this at a minimum if you cannot use the app.

A simpler method that can be set up immediately. Please use this at a minimum if you cannot use the app

Why is it secure

Authenticator App Method

A 6-digit number is newly generated every 30 seconds by a dedicated app on "your own smartphone.

" While passwords can be forgotten or reused, the app automatically generates a temporary code that only exists on your device, significantly increasing security.

Email Authentication Method

A numeric key is sent to the email address registered in Pep Up. It is very simple to set up and is suitable for those who cannot install the app or do not own a smartphone.

Note: Since email can theoretically be intercepted by third parties, we strongly recommend the Authenticator App for better security.